

Church Life Survey of New Zealand

2023 Anglican

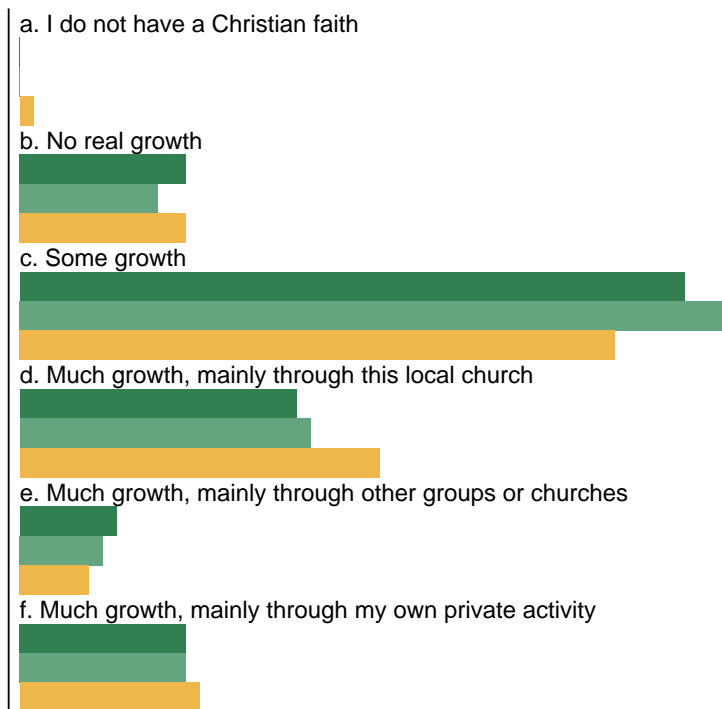
Report on Section C: You and Your Faith

C1: Over the last year, do you believe you have grown in your Christian faith?

2343 out of 2412 respondents answered this question

Response	2007 1528 respondents	2011 1291 respondents	2022 2343 respondents
a. I do not have a Christian faith	-	-	1.2%
b. No real growth	12.5%	9.8%	12.1%
c. Some growth	48.5%	51.0%	43.1%
d. Much growth, mainly through this local church	19.8%	21.1%	25.6%
e. Much growth, mainly through other groups or churches	7.2%	5.7%	4.6%
f. Much growth, mainly through my own private activity	12.1%	12.5%	13.3%

Visually



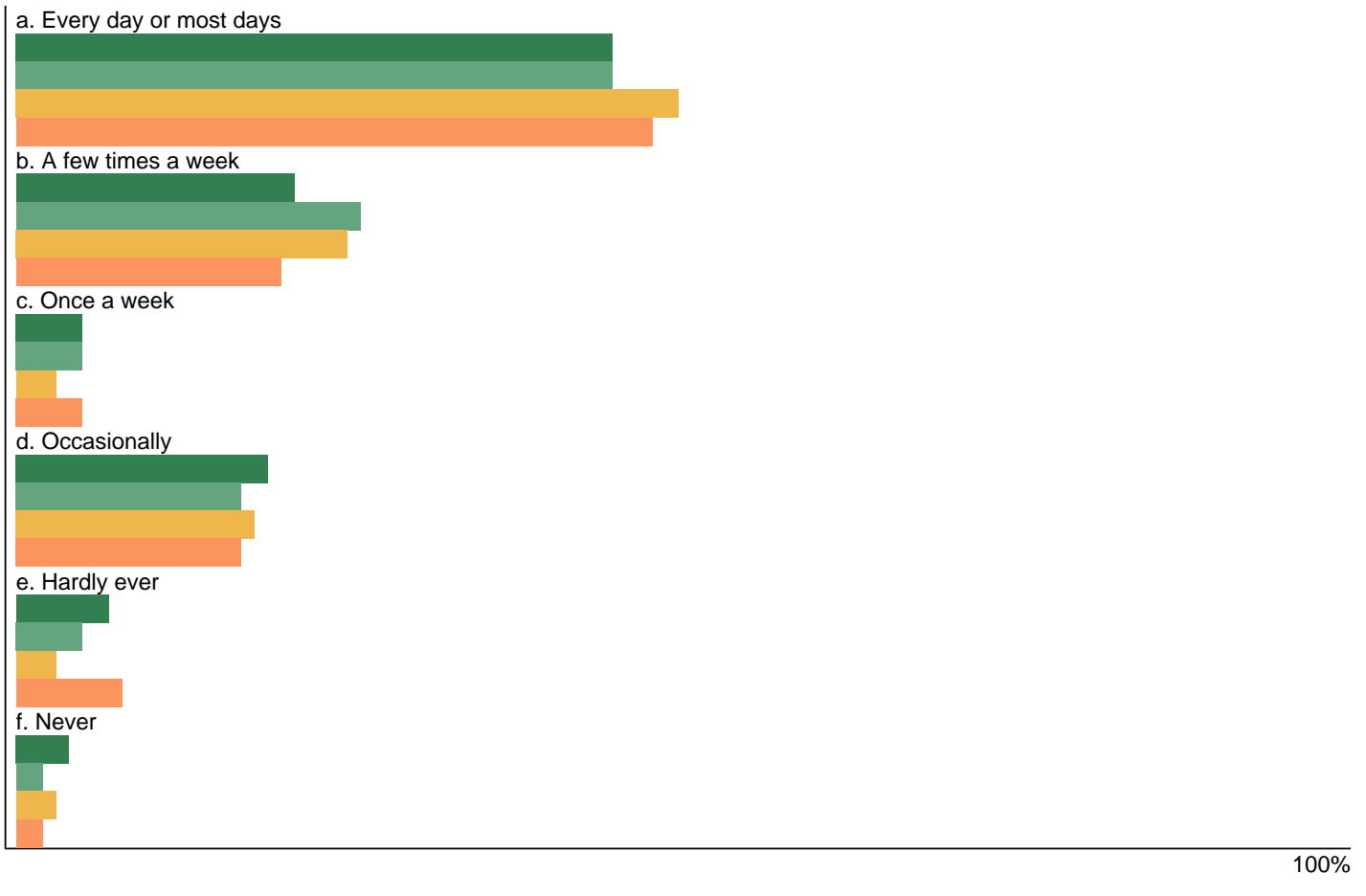
100%

C2: How often do you spend time in private or family devotional activities (eg prayer, meditation, reading the Bible)?

2354 out of 2412 respondents answered this question

Response	2007 1545 respondents	2011 1309 respondents	2015 40 respondents	2022 2354 respondents
a. Every day or most days	44.5%	44.8%	50.0%	47.9%
b. A few times a week	20.9%	25.9%	25.0%	19.8%
c. Once a week	4.8%	5.2%	2.5%	5.4%
d. Occasionally	19.4%	16.7%	17.5%	16.9%
e. Hardly ever	6.8%	5.4%	2.5%	7.9%
f. Never	3.6%	2.1%	2.5%	2.2%

Visually

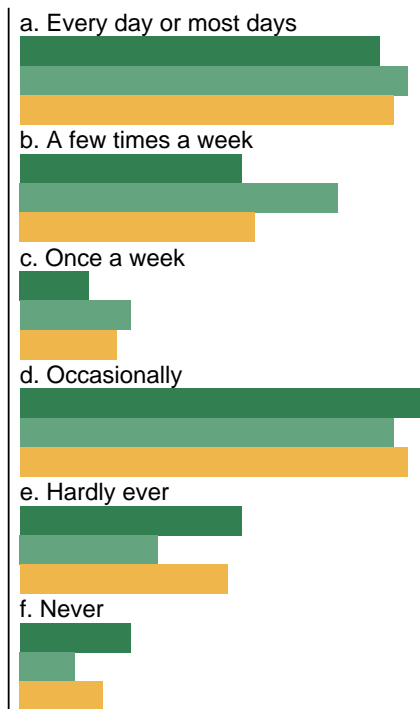


C3: How often do you read the Bible on your own?

2350 out of 2412 respondents answered this question

Response	2007 1546 respondents █	2011 1305 respondents █	2022 2350 respondents █
a. Every day or most days	25.8%	28.2%	27.3%
b. A few times a week	16.2%	23.0%	17.3%
c. Once a week	5.2%	8.2%	7.1%
d. Occasionally	28.7%	26.5%	27.6%
e. Hardly ever	15.8%	10.1%	14.8%
f. Never	8.3%	4.1%	5.9%

Visually



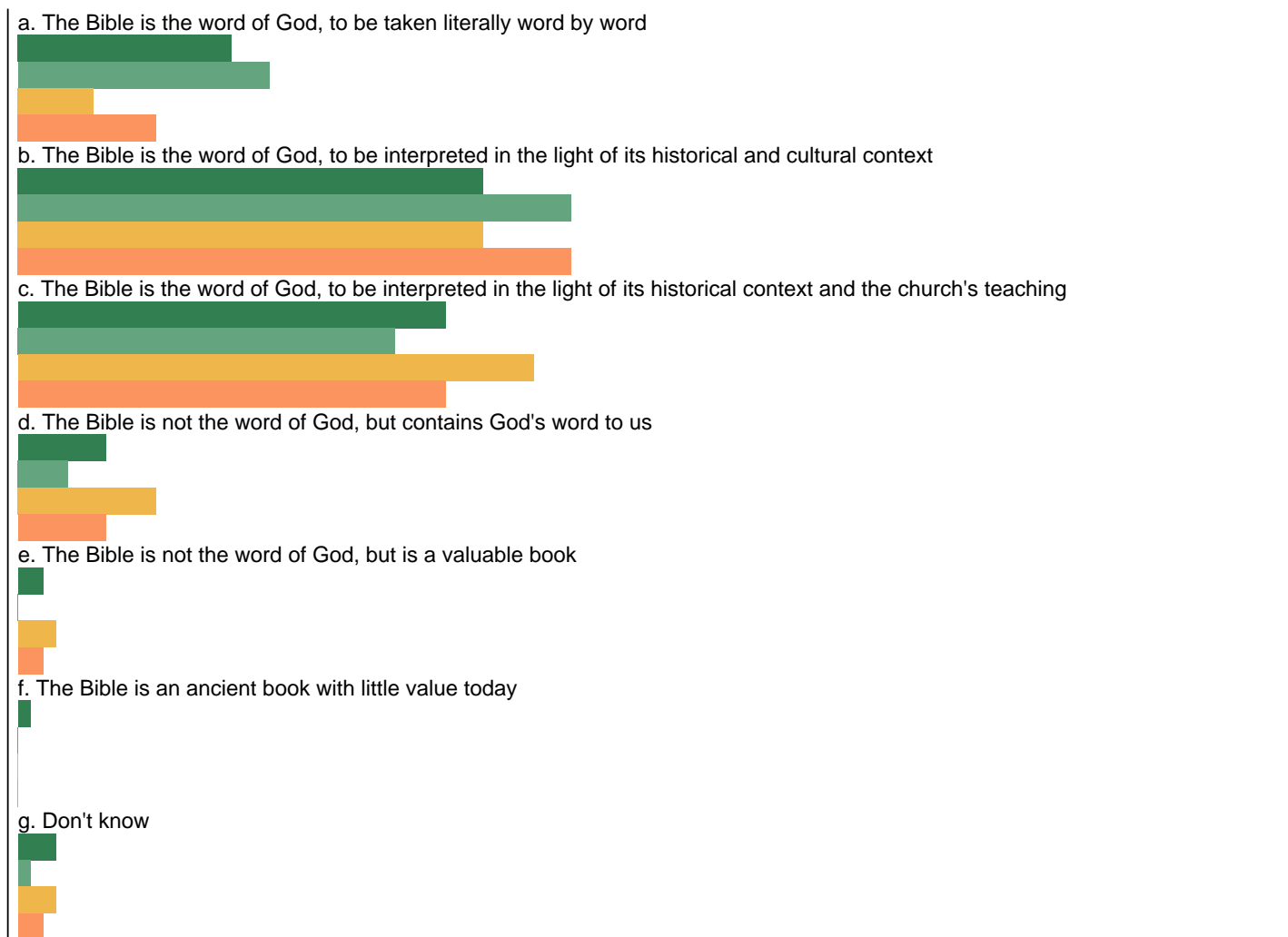
100%

C4: Which statement comes closest to your view of the Bible?

2346 out of 2412 respondents answered this question

Response	2007 1536 respondents	2011 1288 respondents	2015 40 respondents	2022 2346 respondents
a. The Bible is the word of God, to be taken literally word by word	16.7%	19.5%	5.8%	10.9%
b. The Bible is the word of God, to be interpreted in the light of its historical and cultural context	36.5%	44.4%	37.1%	43.6%
c. The Bible is the word of God, to be interpreted in the light of its historical context and the church's teaching	34.2%	29.7%	40.8%	34.2%
d. The Bible is not the word of God, but contains God's word to us	7.0%	4.3%	11.2%	7.2%
e. The Bible is not the word of God, but is a valuable book	2.0%	0.5%	2.5%	2.0%
f. The Bible is an ancient book with little value today	0.6%	0.2%	-	0.3%
g. Don't know	3.1%	1.4%	2.5%	1.7%

Visually



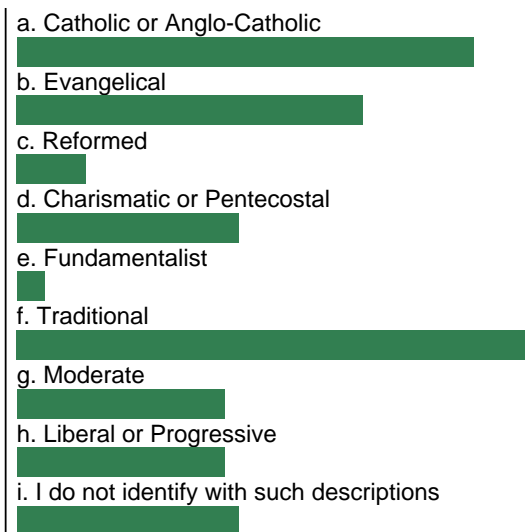
C5: Do you identify with any of the following approaches to matters of faith?

2318 out of 2412 respondents answered this question

Response	2022 2318 respondents
a. Catholic or Anglo-Catholic	33.4%
b. Evangelical	25.2%
c. Reformed	4.7%
d. Charismatic or Pentecostal	15.9%
e. Fundamentalist	2.3%
f. Traditional	37.4%
g. Moderate	14.7%
h. Liberal or Progressive	14.6%
i. I do not identify with such descriptions	15.7%

Because people can choose more than one response, the percentages in the above table will usually add up to more than 100.

Visually



100%