

Church Life Survey of New Zealand

2023 Anglican

Report on Section F: Leadership and Direction

F1: Does this local church have a clear vision, goals or direction for its ministry and mission?

2225 out of 2412 respondents answered this question

Response	2007 1408 respondents	2011 1261 respondents	2015 37 respondents	2022 2225 respondents
a. Yes, and I am strongly committed to them	37.0%	38.7%	21.6%	35.5%
b. Yes, and I am partly committed to them	27.2%	33.4%	23.0%	30.7%
c. Yes, but I am not committed to them	10.5%	8.5%	14.9%	7.4%
d. There are ideas but no clear vision, goals or direction	13.3%	9.4%	17.6%	14.2%
e. I am not aware of such vision/goals or direction	10.7%	9.0%	18.9%	11.1%
f. We need to go back to the way we did things in the past	1.3%	1.0%	4.1%	1.1%

Visually

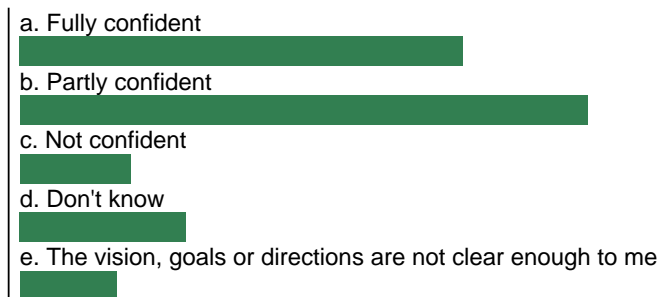


F2: How confident are you that this local church can achieve the vision, goals or directions it has set for itself?

2296 out of 2412 respondents answered this question

Response	2022 2296 respondents
a. Fully confident	32.1%
b. Partly confident	41.3%
c. Not confident	8.1%
d. Don't know	11.7%
e. The vision, goals or directions are not clear enough to me	6.8%

Visually



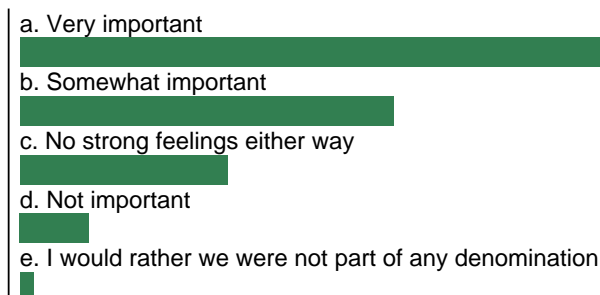
100%

F3: How important is it to you that this local church is part of this denomination(s)?

2294 out of 2412 respondents answered this question

Response	2022 2294 respondents
a. Very important	52.2%
b. Somewhat important	27.2%
c. No strong feelings either way	14.7%
d. Not important	5.1%
e. I would rather we were not part of any denomination	0.8%

Visually



100%

F4: What size do you think this local church will be in about 10 years time?

2284 out of 2412 respondents answered this question

Response	2022 2284 respondents
a. Bigger	32.7%
b. About the same size	38.2%
c. Smaller	19.6%
d. Merged with another local church	7.8%
e. Closed down	1.7%

Visually

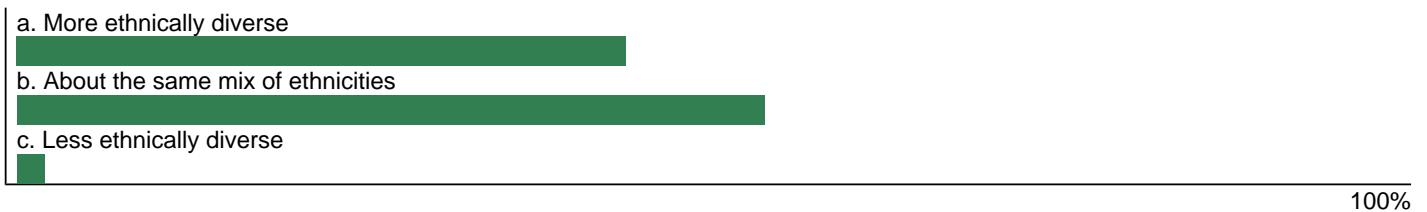


F5: How ethnically diverse do you think this local church will be in about 10 years time?

2100 out of 2412 respondents answered this question

Response	2022 2100 respondents
a. More ethnically diverse	44.2%
b. About the same mix of ethnicities	53.6%
c. Less ethnically diverse	2.1%

Visually



F6: What age distribution do you think this local church will have in about 10 years time?

2129 out of 2412 respondents answered this question

Response	2022 2129 respondents
a. Mainly older people	40.3%
b. A mix of all ages	59.0%
c. Mainly young people	0.7%

Visually




100%

F7: This local church is inclusive of different kinds of people

2312 out of 2412 respondents answered this question

Response	2022 2312 respondents
a. Strongly agree	38.0%
b. Agree	48.9%
c. Neutral or unsure	10.1%
d. Disagree	2.7%
e. Strongly disagree	0.3%

Visually



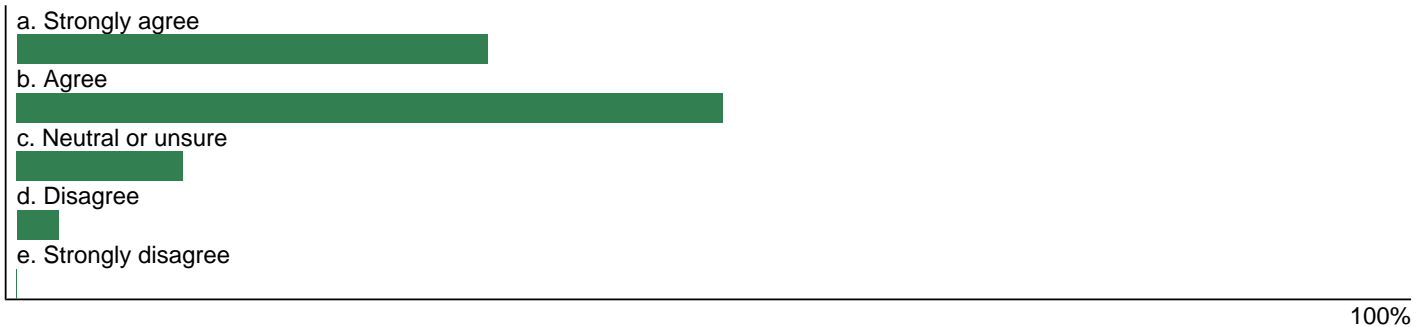
100%

F8: I have found it easy to make friends within this local church

2323 out of 2412 respondents answered this question

Response	2022 2323 respondents
a. Strongly agree	33.7%
b. Agree	50.7%
c. Neutral or unsure	12.4%
d. Disagree	2.7%
e. Strongly disagree	0.5%

Visually

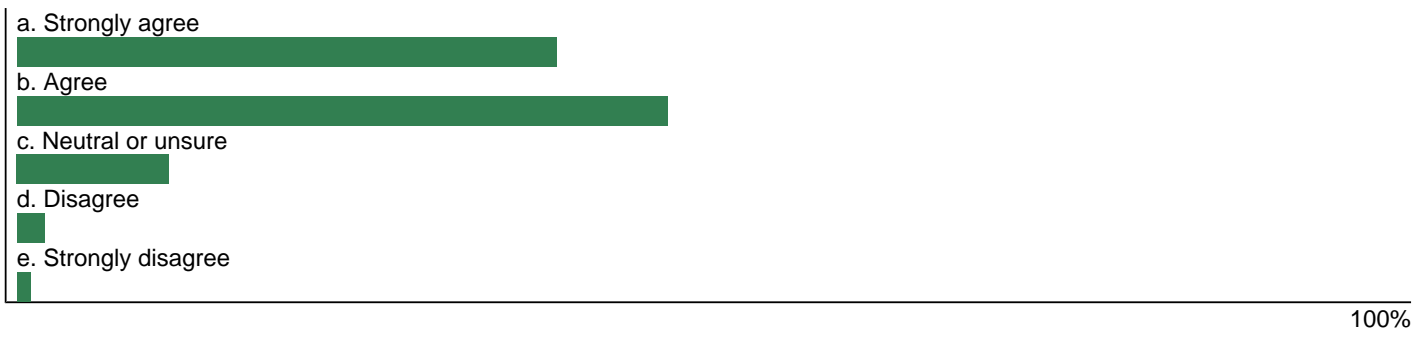


F9: It is easy to get involved in ministry at this local church (eg join a roster, take on a role)

2311 out of 2412 respondents answered this question

Response	2022 2311 respondents
a. Strongly agree	39.3%
b. Agree	46.8%
c. Neutral or unsure	11.3%
d. Disagree	1.9%
e. Strongly disagree	0.6%

Visually

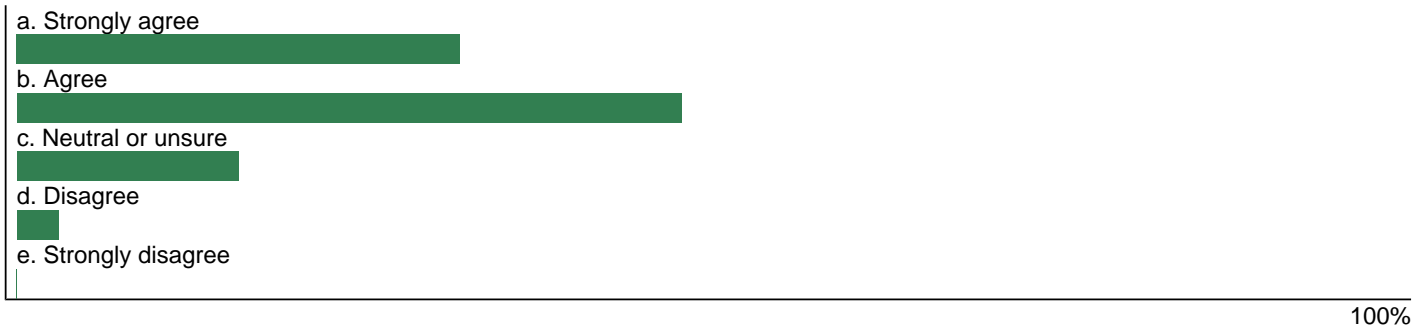


F10: All age groups are encouraged to get involved at this local church

2313 out of 2412 respondents answered this question

Response	2022 2313 respondents
a. Strongly agree	31.6%
b. Agree	48.2%
c. Neutral or unsure	16.5%
d. Disagree	3.2%
e. Strongly disagree	0.4%

Visually

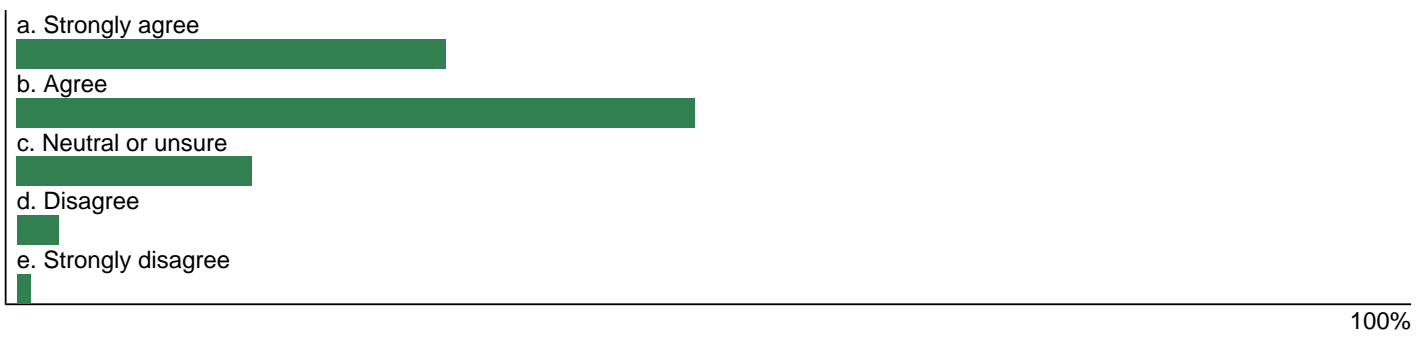


F11: The leaders in this local church are willing to support new initiatives

2311 out of 2412 respondents answered this question

Response	2022 2311 respondents
a. Strongly agree	31.2%
b. Agree	48.5%
c. Neutral or unsure	16.9%
d. Disagree	2.9%
e. Strongly disagree	0.5%

Visually



F12: This local church is a safe place for all who attend

2333 out of 2412 respondents answered this question

Response	2022 2333 respondents
a. Strongly agree	54.3%
b. Agree	39.3%
c. Neutral or unsure	4.7%
d. Disagree	1.4%
e. Strongly disagree	0.2%

Visually



100%

F13: In your opinion, which of the following should be given priority by this local church in the next 12 months?

2308 out of 2412 respondents answered this question

Response	2022 2308 respondents
a. Spiritual growth (eg spiritual direction, prayer groups)	33.5%
b. Worship services that are nurturing to people's faith	44.6%
c. Building a strong sense of community within this local church	42.3%
d. Creating a clear vision for this local church's future	24.3%
e. Encouraging people here to discover/use their gifts	26.4%
f. Encouraging new approaches to ministry and mission	15.7%
g. Supporting social justice and/or service to people in need	19.3%
h. Encouraging people here to share their faith and/or invite others	14.0%
i. Ensuring new people are included well in church life	29.2%
j. Ministry to children and youth	19.2%
k. Growing into a larger local church	8.9%
l. Starting a new church or mission venture	0.7%
m. Other	1.9%

Because people can choose more than one response, the percentages in the above table will usually add up to more than 100.

Visually

