

# Church Life Survey of New Zealand

## 2023 Anglican

### Report on Section E: You and Your Involvement Here

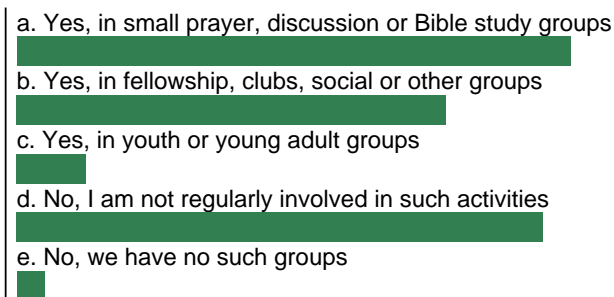
#### E1: Are you regularly involved in any group activities here?

2265 out of 2412 respondents answered this question

Response	2022 2265 respondents
a. Yes, in small prayer, discussion or Bible study groups	40.3%
b. Yes, in fellowship, clubs, social or other groups	30.8%
c. Yes, in youth or young adult groups	5.1%
d. No, I am not regularly involved in such activities	37.8%
e. No, we have no such groups	2.4%

Because people can choose more than one response, the percentages in the above table will usually add up to more than 100.

Visually



100%

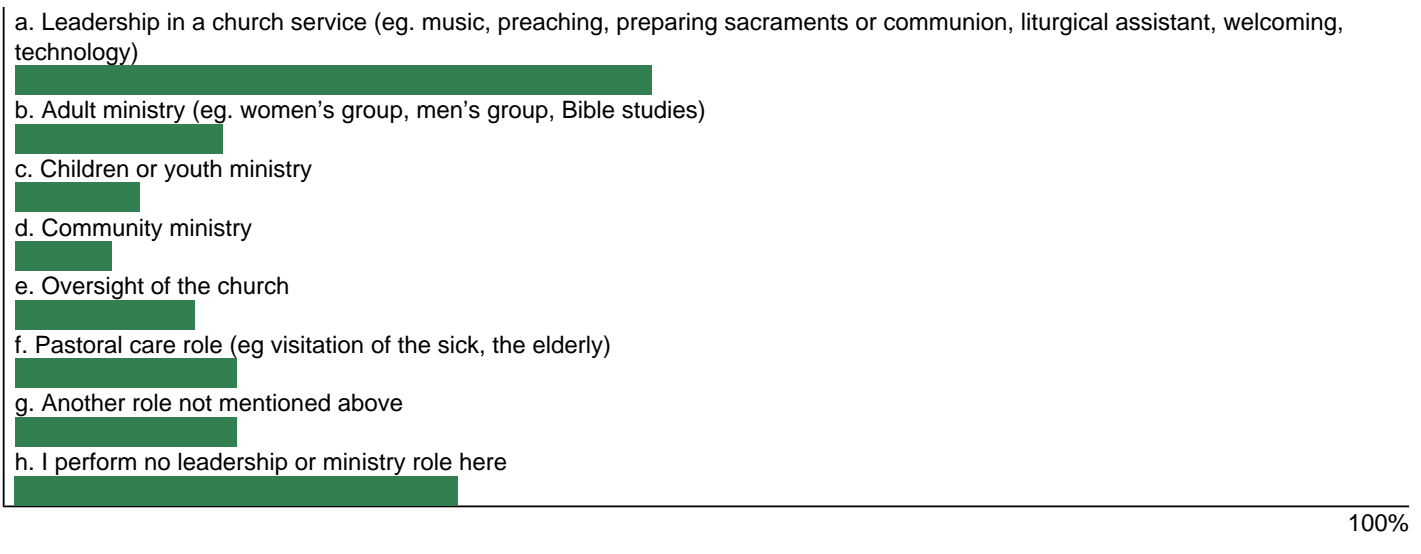
**E2: Do you currently perform any of these leadership or ministry roles here?**

2237 out of 2412 respondents answered this question

Response	2022 2237 respondents
<b>a. Leadership in a church service (eg. music, preaching, preparing sacraments or communion, liturgical assistant, welcoming, technology)</b>	46.1%
<b>b. Adult ministry (eg. women's group, men's group, Bible studies)</b>	15.5%
<b>c. Children or youth ministry</b>	8.6%
<b>d. Community ministry</b>	7.4%
<b>e. Oversight of the church</b>	13.2%
<b>f. Pastoral care role (eg visitation of the sick, the elderly)</b>	16.2%
<b>g. Another role not mentioned above</b>	15.6%
<b>h. I perform no leadership or ministry role here</b>	31.8%

Because people can choose more than one response, the percentages in the above table will usually add up to more than 100.

Visually

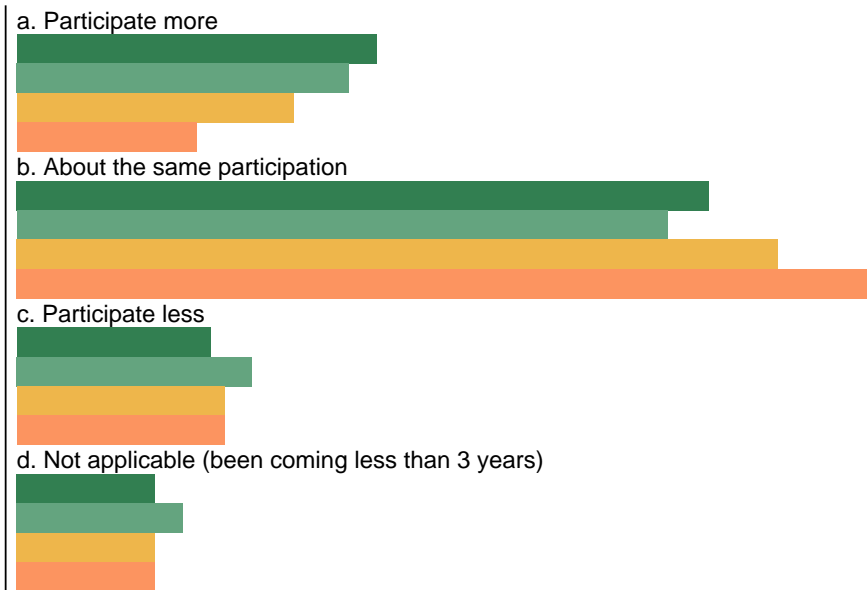


### E3: How much do you participate in the activities of this local church, compared to before COVID-19?

2311 out of 2412 respondents answered this question

Response	2007 1467 respondents	2011 1305 respondents	2015 40 respondents	2022 2311 respondents
a. Participate more	25.6%	24.3%	20.0%	13.3%
b. About the same participation	50.4%	47.0%	55.0%	61.7%
c. Participate less	14.4%	17.1%	15.0%	15.2%
d. Not applicable (been coming less than 3 years)	9.6%	11.6%	10.0%	9.8%

Visually



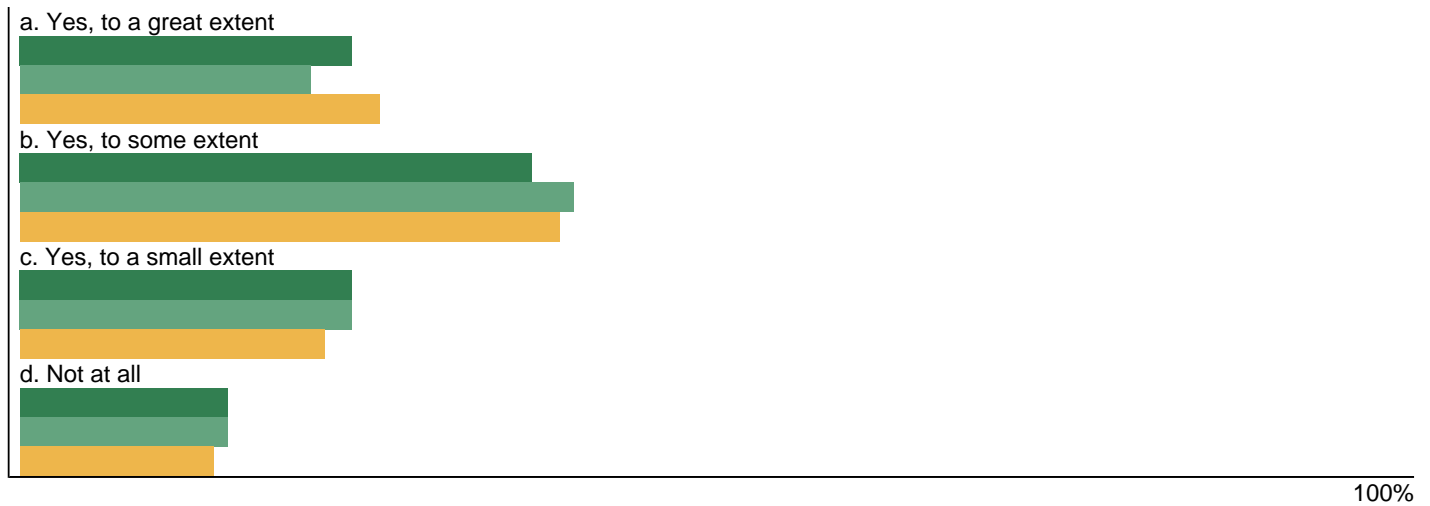
100%

#### E4: Have the leaders of this local church encouraged you to find and use your gifts and skills here?

2255 out of 2412 respondents answered this question

Response	2007 1363 respondents	2011 1270 respondents	2022 2255 respondents
a. Yes, to a great extent	24.4%	20.9%	25.6%
b. Yes, to some extent	36.8%	40.4%	38.6%
c. Yes, to a small extent	23.7%	24.1%	22.2%
d. Not at all	15.1%	14.6%	13.6%

Visually



#### E5: About how much do you give financially to this congregation?

2251 out of 2412 respondents answered this question

Response	2011 1272 respondents	2022 2251 respondents
a. I give 10% or more of my income regularly	21.4%	14.3%
b. I give about 5% to 9% of my income regularly	27.9%	32.9%
c. I give less than 5% of my income regularly	24.2%	29.9%
d. I give a small amount whenever I am able	18.3%	16.2%
e. I do not contribute financially here	8.2%	6.7%

Visually

